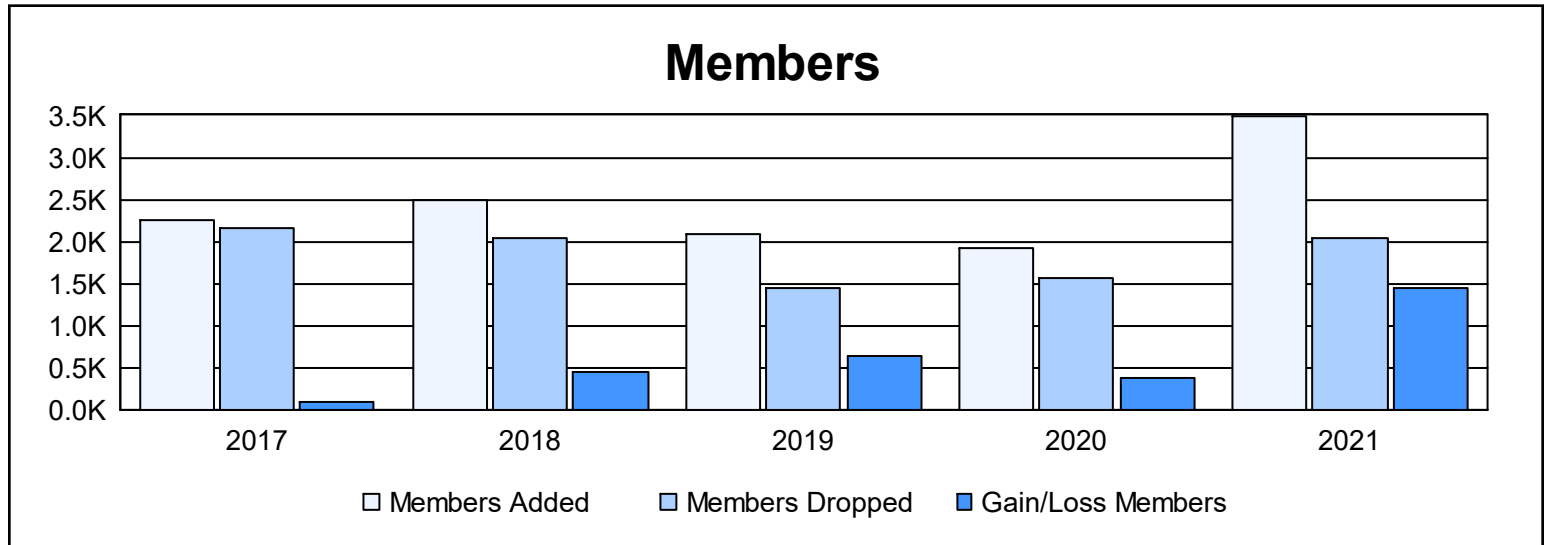
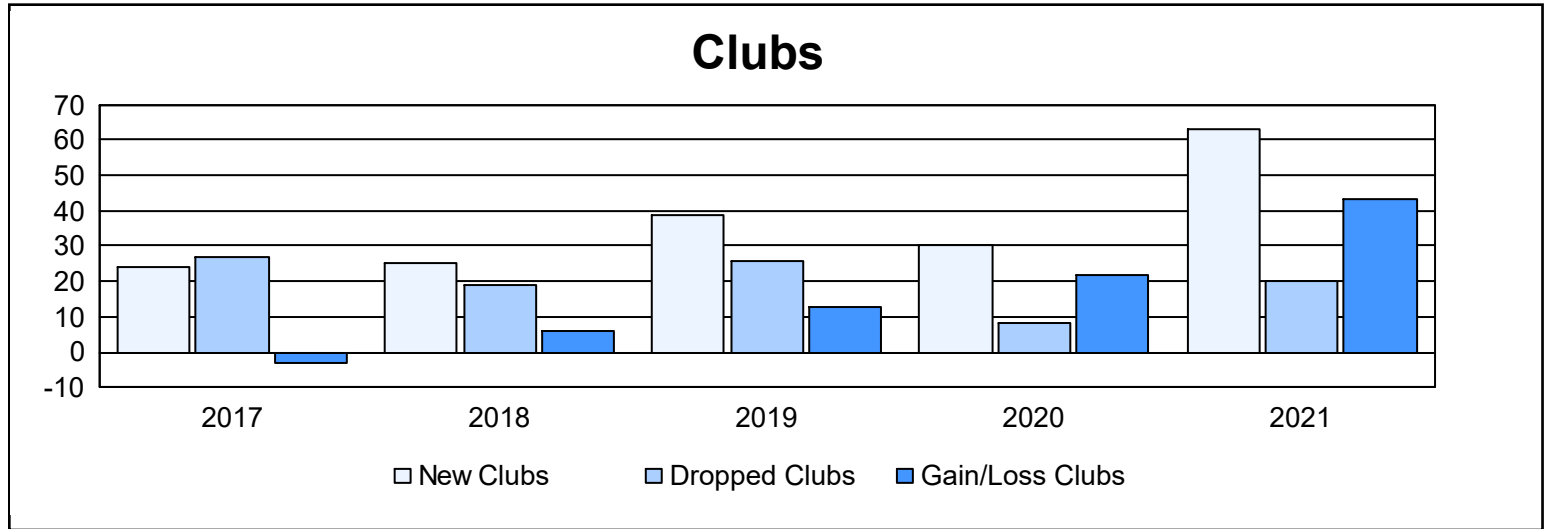
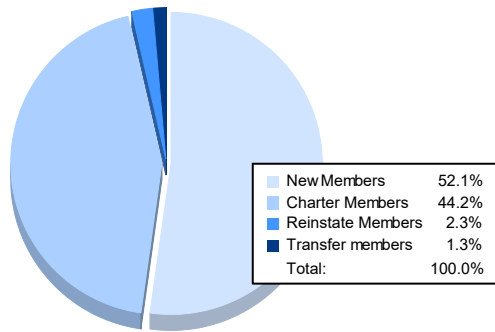


Year	New Clubs	Dropped Clubs	Gain/ Loss Clubs	New Members	Charter Members	Reinstate Members	Transfer Members	Total Member Added	Total Members Dropped	Gain/ Loss Members
2016-2017	24	27	-3	1,426	622	174	25	2,247	2,157	90
2017-2018	25	19	6	1,384	815	284	17	2,500	2,043	457
2018-2019	39	26	13	1,037	927	110	20	2,094	1,455	639
2019-2020	30	8	22	962	814	137	16	1,929	1,561	368
2020-2021	63	20	43	1,819	1,542	82	47	3,490	2,043	1,447
<b>Average</b>	<b>36</b>	<b>20</b>	<b>16</b>	<b>1,326</b>	<b>944</b>	<b>157</b>	<b>25</b>	<b>2,452</b>	<b>1,852</b>	<b>600</b>



### Membership Composition June 2021 Cumulative



### Gender Composition June 2021 Cumulative

